

DATE: July 25, 2019

REGARDING: **ATV Thefts in the U.S. 2016 - 2018 (Public Dissemination)**

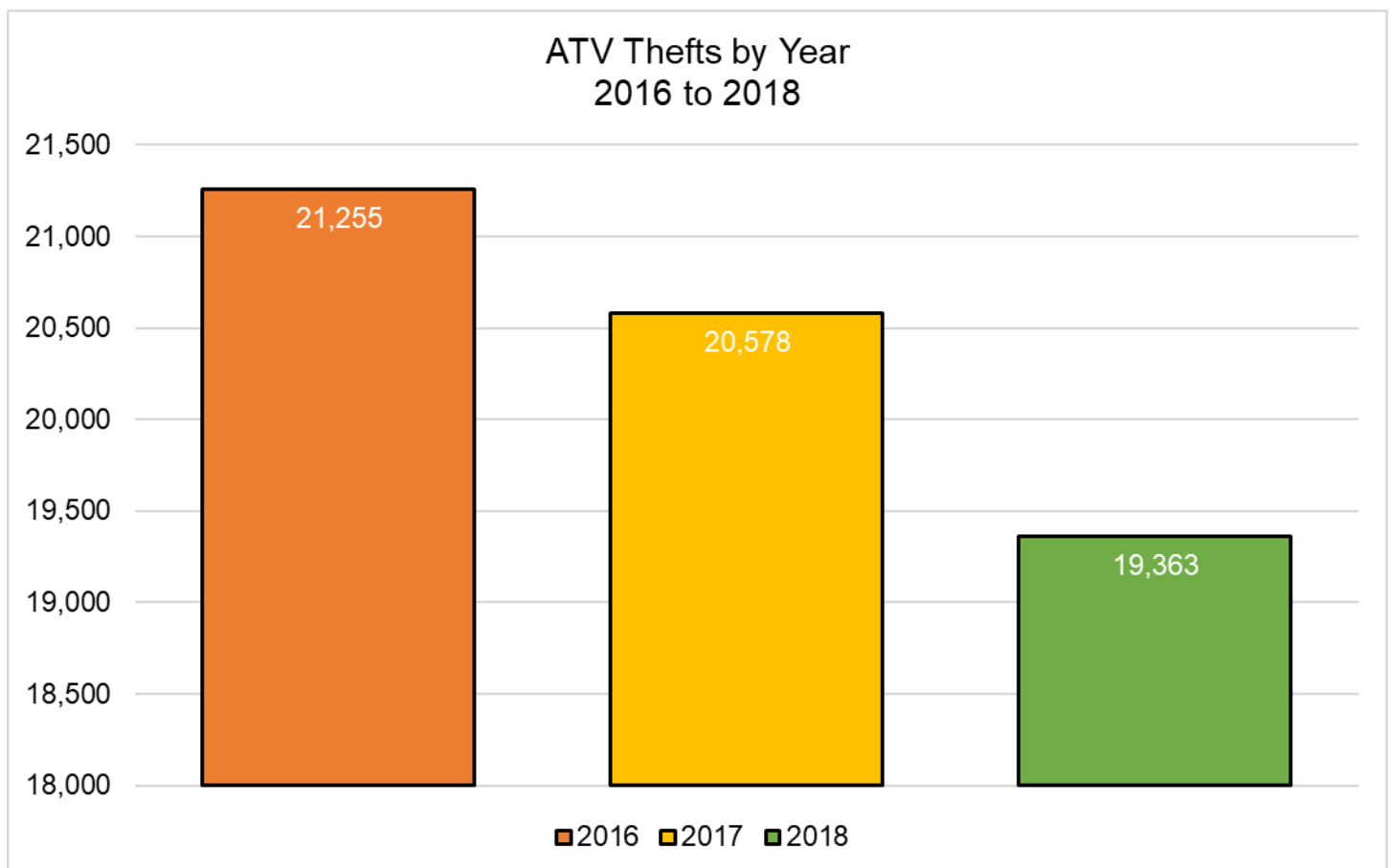
PREPARED BY: Adam Buysse, Analyst

INTRODUCTION

This **ForeCAST**SM Report analyzes All-Terrain Vehicle (ATV) thefts reported via the National Crime Information Center (NCIC) from January 1, 2016 through December 31, 2018. In addition to conventional ATVs, which are defined by a seat that is straddled by the operator and handlebars for steering control, golf carts, and side-by-side utility vehicles (UTVs) were included in the field of study for this report. However, for this report all three categories of vehicle will simply be referred to as the general term of ATV.

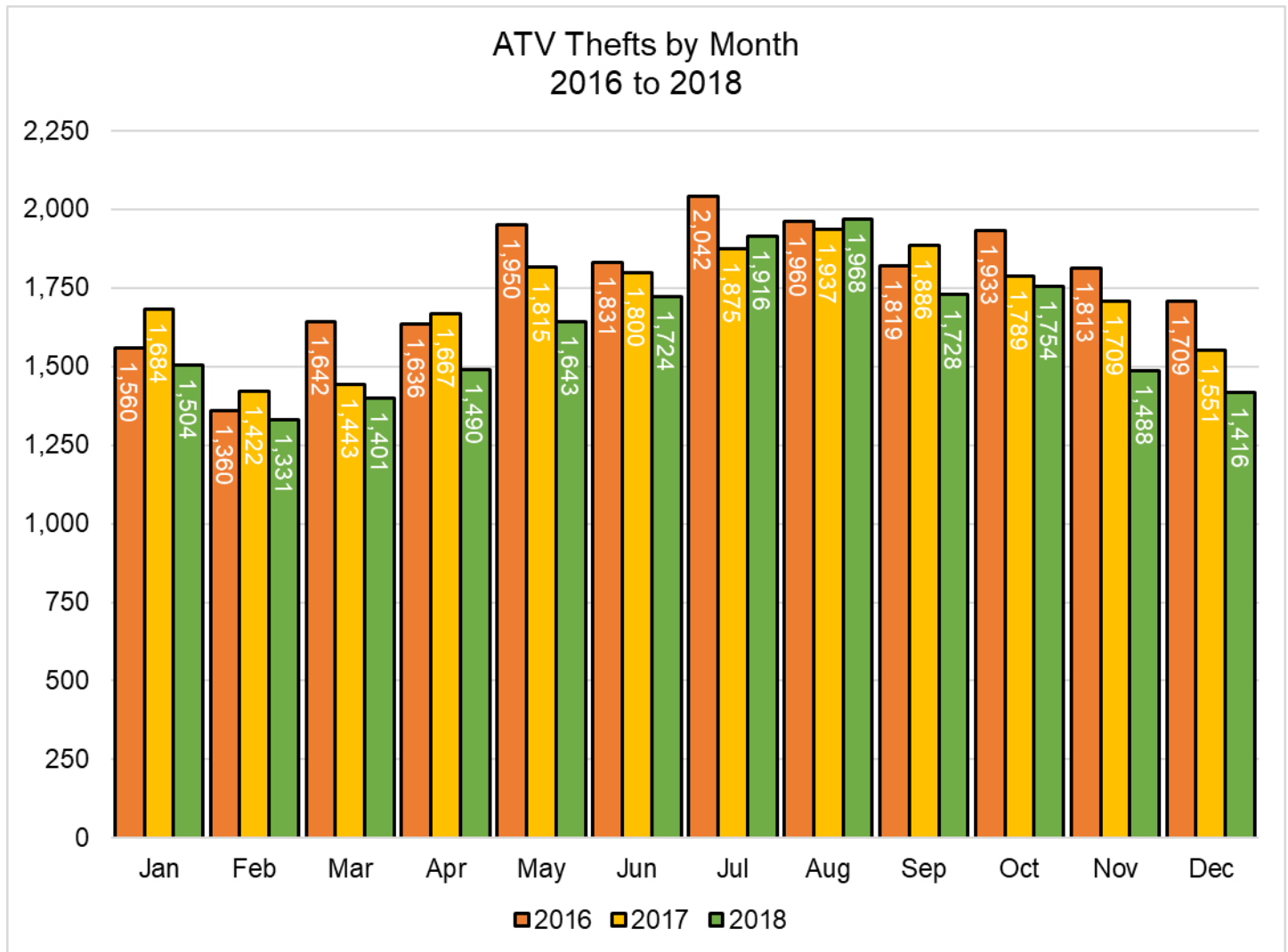
BY YEAR:

From January 1, 2016 to December 31, 2018, 61,196 ATVs were reported stolen with the number decreasing each year. The most reported ATV thefts were in 2016 with 21,255 and 2018 had the least with 19,363. On average 20,399 ATVs were reported as stolen each year.



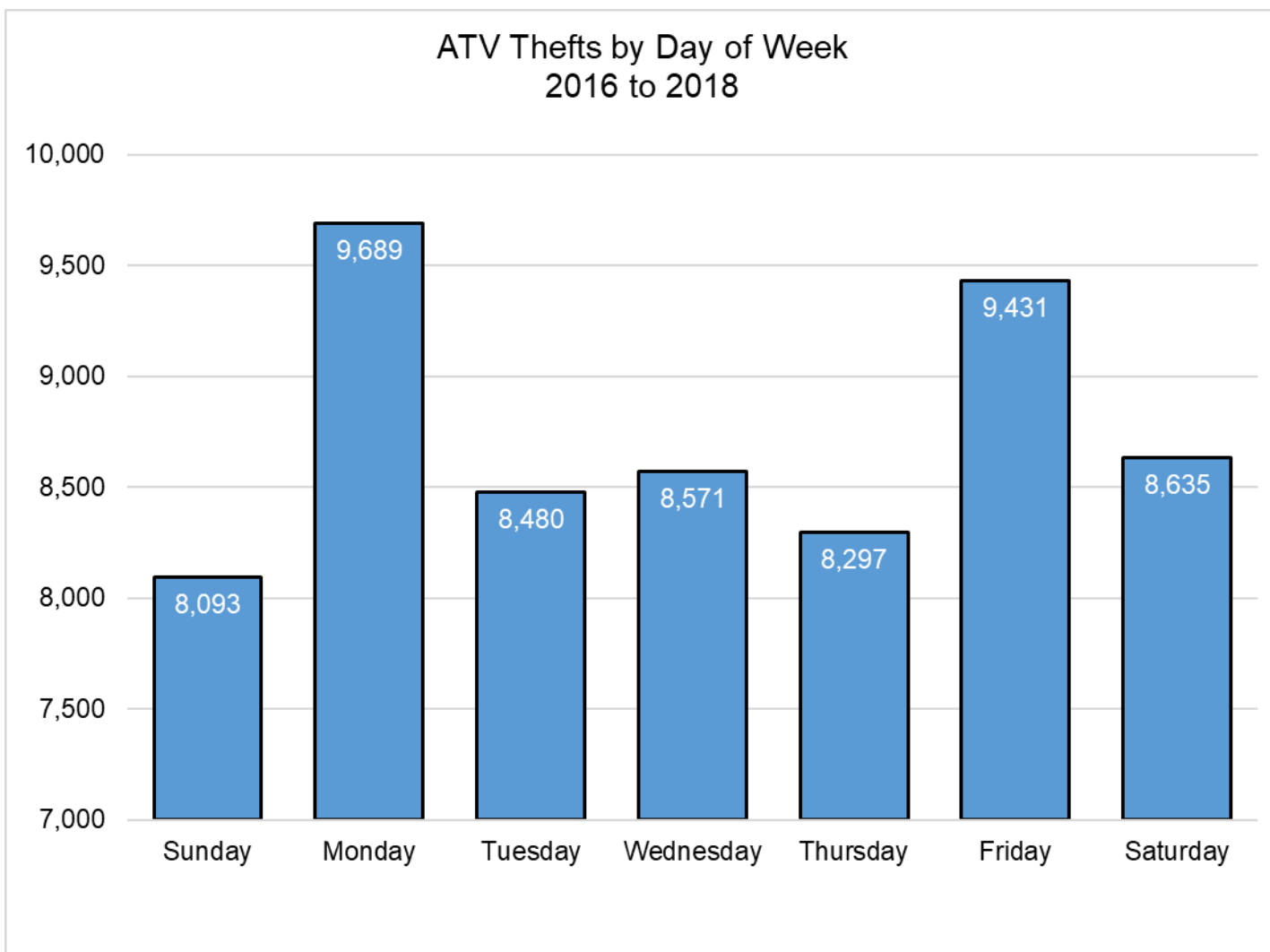
BY MONTH:

Late summer is the most common time for ATV thefts with July and August being the busiest months during all 3 years of this study accounting for 19% of the total thefts. Conversely, February was the least common month for ATV thefts having the lowest number of reported thefts each year. July 2016 was the busiest month overall for reported ATV thefts with 2,042 and February 2018 was the slowest month with 1,331 (a difference of 711).



BY DAY OF WEEK:

Monday and Friday were the most common days of the week for ATVs to be stolen, the number of reported thefts for both days were above average¹. Sunday was the least likely day for ATVs to be stolen, being the only day of the week significantly below average.

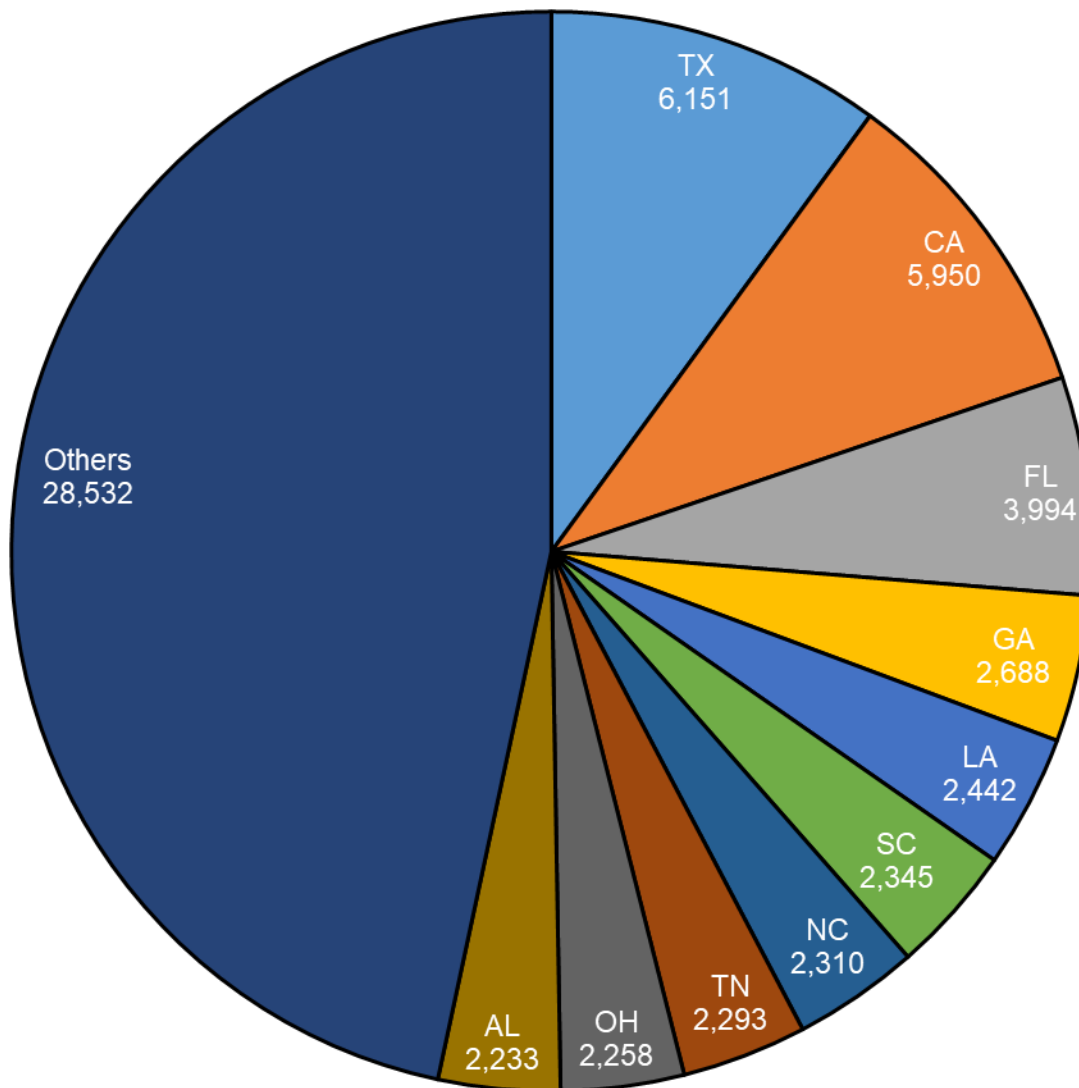


¹ The mean was 8,742 for this data.

BY STATE:

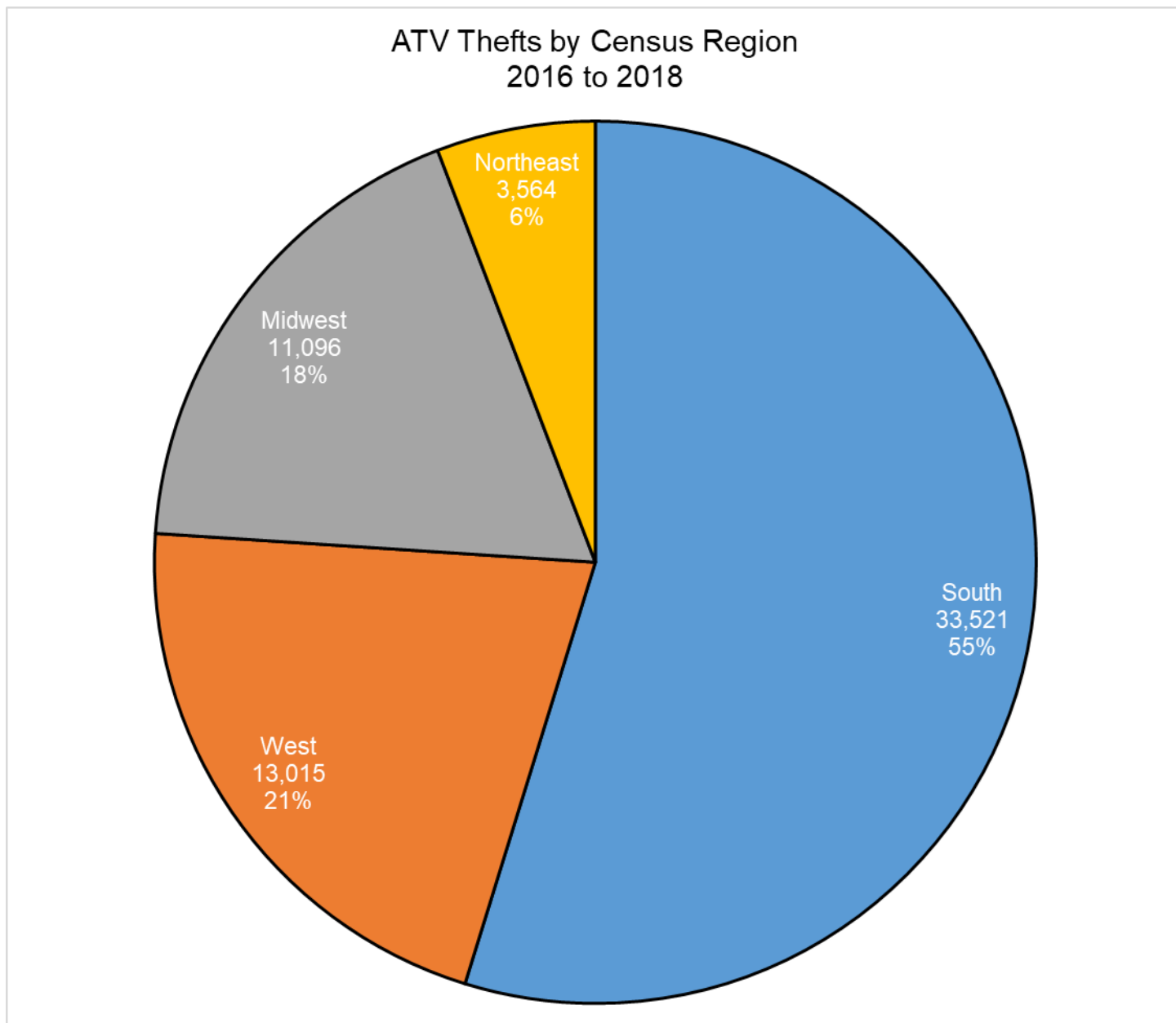
Ten (10) states accounted for 53% of the reported ATV thefts in the United States from 2016 to 2018. All but 1 of top 10 states for ATV thefts are located in southern warm weather climates with the 1 exception being the Midwestern state of Ohio. The nation's 2 largest states, California and Texas, were the 2 most common states for ATV theft with both accounting for approximately 10% of the nationwide thefts each.

ATV Thefts by State
2016 to 2018



BY CENSUS REGION:

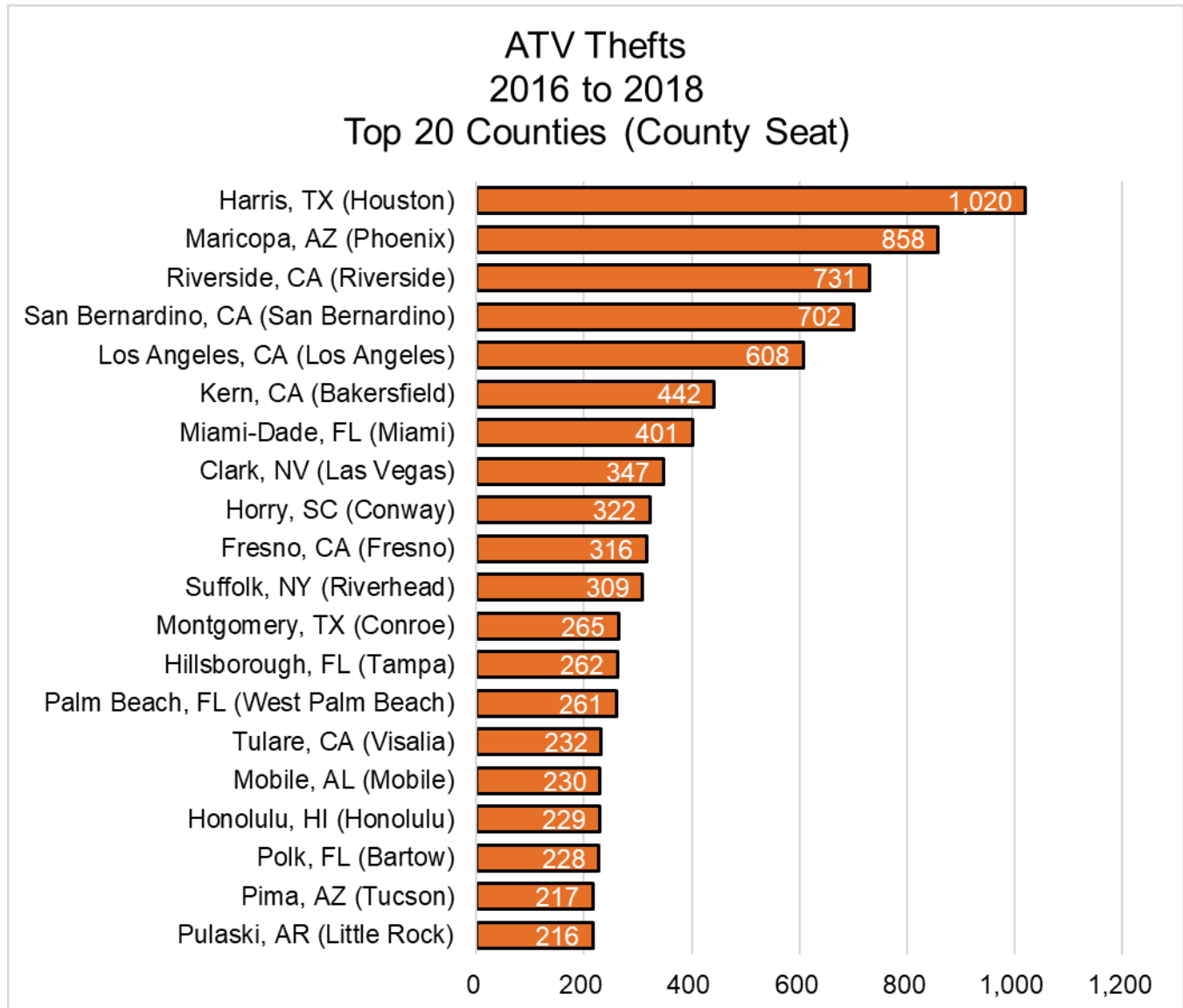
When the states are grouped into geographic divisions², the south still shows an overwhelming concentration of the ATV thefts in the United States. Approximately 55% of reported ATV thefts took place within the 16 states (plus DC) that make up the South region. Only 6% of thefts were in the Northeast. The West and the Midwest accounted for 21% and 18% of ATV thefts, respectively.



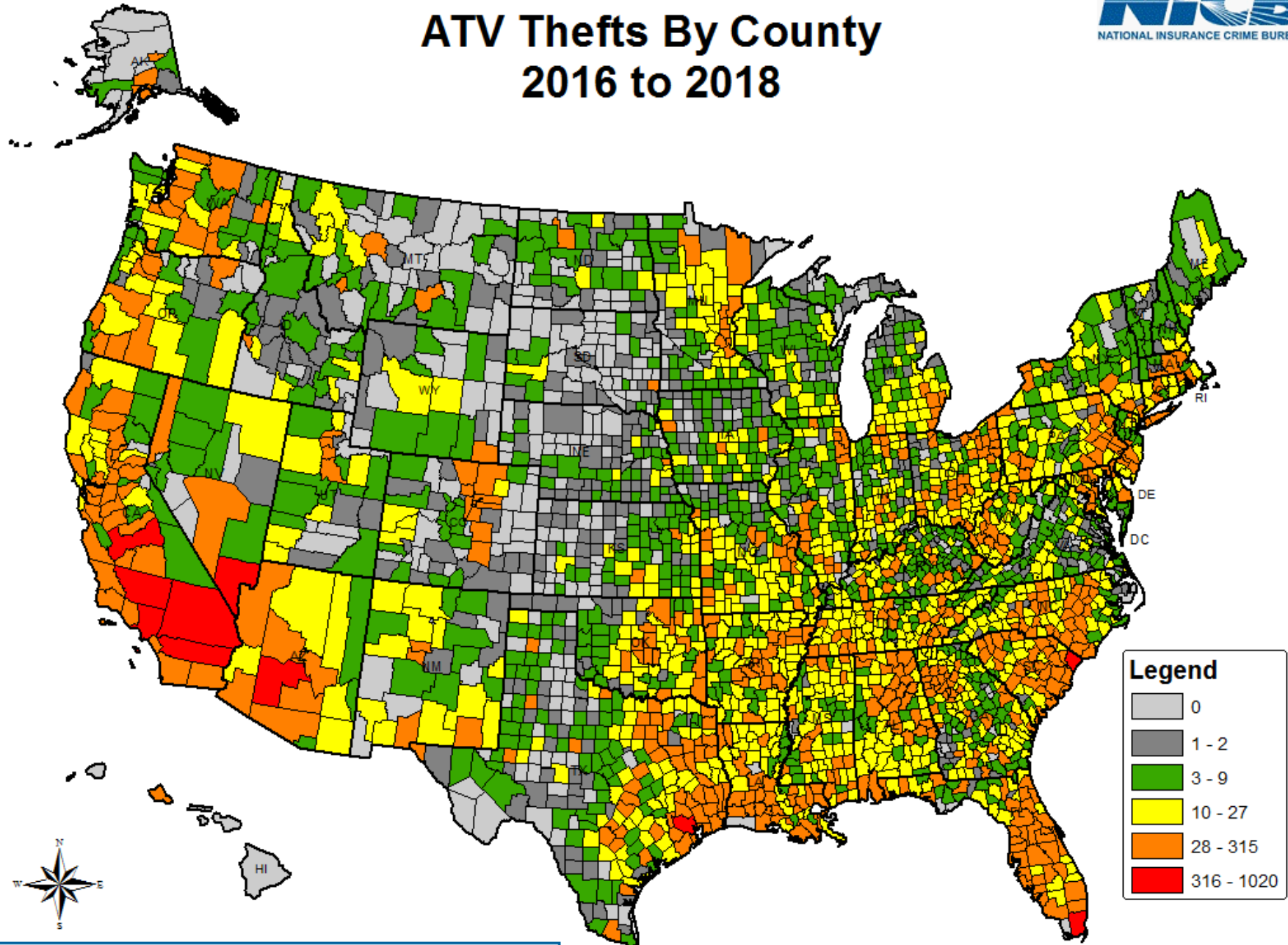
² For further explanation of Census regions, divisions, counties, and county equivalents please visit <https://www.census.gov/programs-surveys/popest/about/glossary/geo-terms.html>

BY COUNTY:

Much like the states all but 1 of the top 20 counties (and equivalents) for ATV thefts are located in southern weather climates. Of the top 20 counties, Suffolk County, NY (Long Island) is the only northern county to make the list. A map highlighting the total number of thefts for each county (and equivalents) in the United States is on the next page.



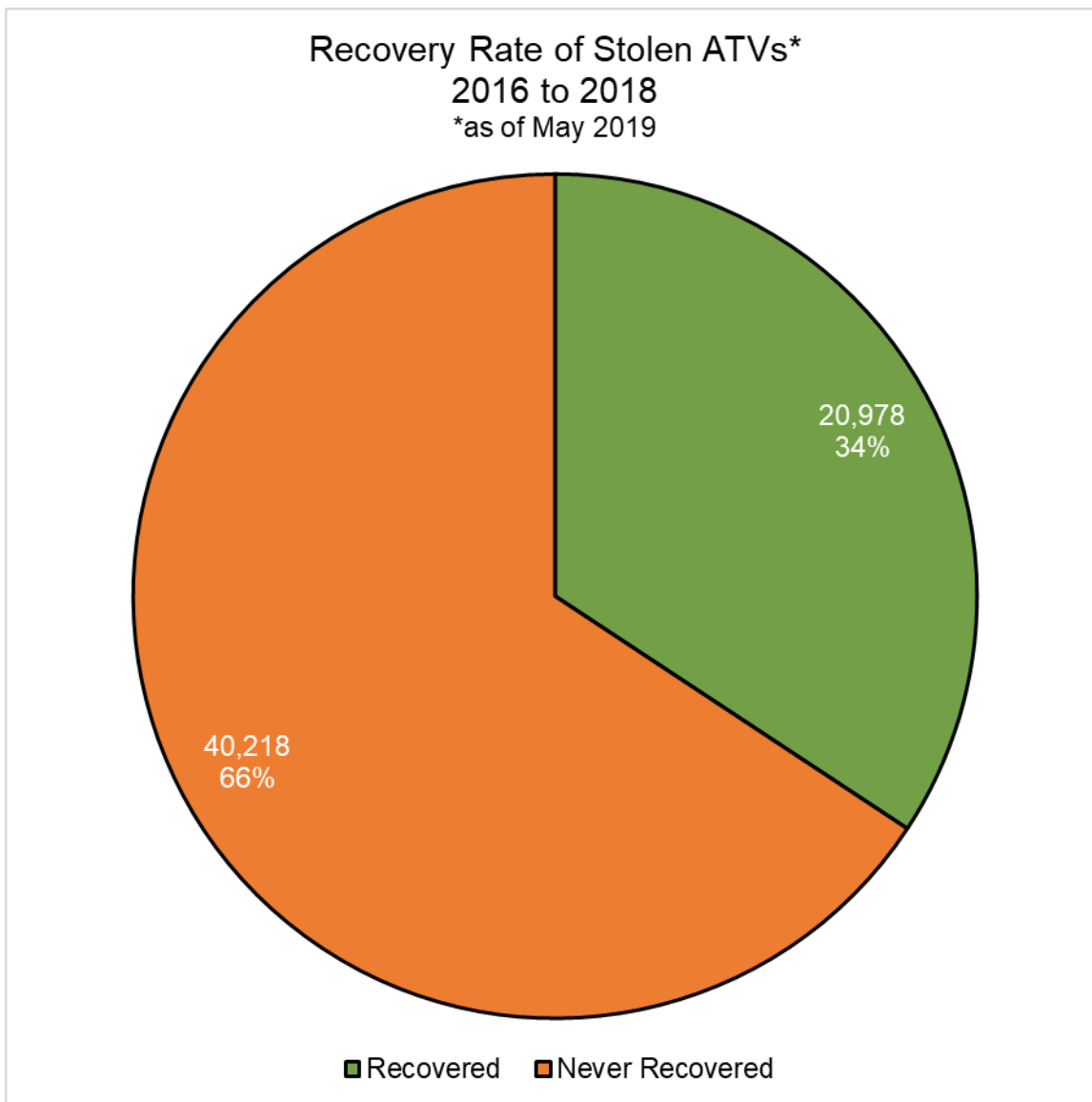
ATV Thefts By County 2016 to 2018



This data is provided as a service to the public and is not intended to be used for any other purpose. The data is provided as a service to the public and is not intended to be used for any other purpose. The data is provided as a service to the public and is not intended to be used for any other purpose. The data is provided as a service to the public and is not intended to be used for any other purpose.

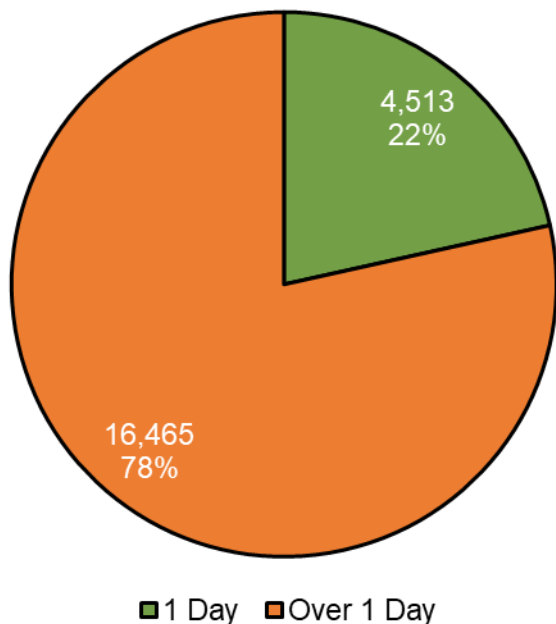
RECOVERY CLOCK:

As of May 2019, 66% of the ATVs that were reported as stolen from 2016 to 2018 have not been recovered. The data shows that 43% of recovered ATVs are recovered within a week of being stolen. Of the recovered ATVs, 63% are recovered within 31 days of being stolen with an additional 30% being recovered within a year. After one year, very few recoveries take place, with only 7% of all recoveries happening over a year after the date of theft.

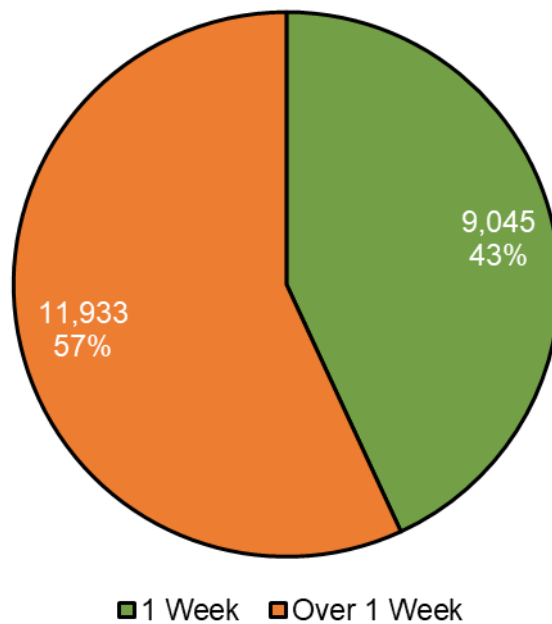


RECOVERY CLOCK (cont.):

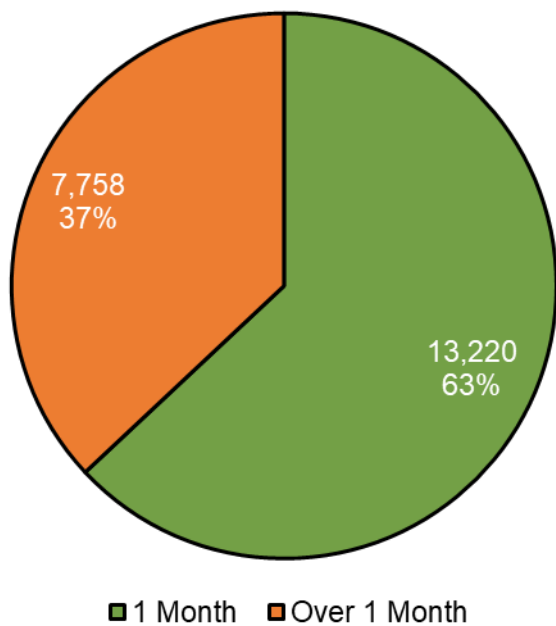
Recovery Clock: 1 Day*
*as of May 2019



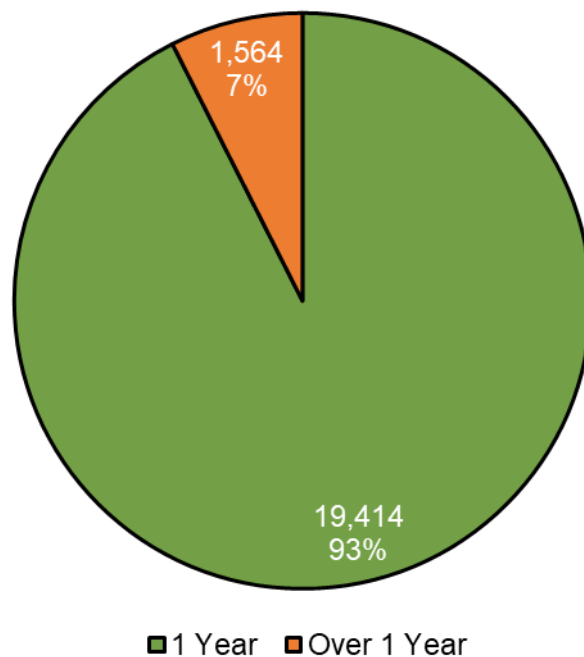
Recovery Clock: 1 Week*
*as of May 2019



Recovery Clock: 1 Month*
*as of May 2019



Recovery Clock: 1 Year*
*as of May 2019



CONCLUSION:

From the beginning of 2016 through the end of 2018, the number of ATV thefts across the nation went down every year starting with a high of 21,225 thefts in 2016 and eventually falling to 19,363 in 2018. While ATVs are able to be, and are, stolen at all times of the year, there were slight increases in thefts during the later months of summer for all 3 years of this study, with nearly 20% of all thefts taking place in July and August.

While ATV thefts were reported nationwide with all 50 states and the District of Columbia reporting numerous thefts every year, the majority (54%) of the national ATV thefts took place in just 10 states. Eight (8) of the top 10 states for ATV thefts are located in the Census Bureau's South Region, and not surprisingly the 16 states that constitute the South Region were the location of 55% of ATV thefts nationwide. In contrast, the American Northeast saw the least amount of ATV thefts, only accounting for 6% of national thefts over the 3 years of this study, while the West (21%) and Midwest (18%) accounted for rest.

Two (2) out of every 3 ATVs that are reported stolen are never recovered. In terms of recovery, it appears that time is a key factor in success; with 22% of recovered ATVs being returned to their owners within a day of being reported stolen. As time continues the number of recoveries increases with 43% of thefts being located within a week, and 63% being located within a month. After a year passes, very few ATVs are recovered, with only 7% of recoveries happening beyond that point.

PROTECTING YOUR ATV:

Due to their small size and relatively few factory installed anti-theft features, ATV's can be easy targets for determined thieves. However, several precautions can be taken to help lessen one's chances of becoming a victim of an ATV theft. Some of these precautions include purchasing aftermarket products, while others focus on being strategic on how the vehicle is stored when it is not in use.

ATV Theft prevention tips:

- Store the keys separately and in a secure area when the ATV is not in use.
- If the vehicle was built with a steering lock, engage it when the ATV is not in use.
- Make use of one or more of the numerous aftermarket products available for purchase. Some examples include (but are not limited to):
 - Chain (or cable) and lock
 - Wheel locks
 - Rotor locks
 - Handlebar locks
 - Motion sensing alarm system
 - GPS tracking system
- Be mindful about where and how the ATV is stored:
 - Store the vehicle inside of a locked building, like a garage or shed.
 - If outdoors, store the vehicle out of sight of passerby's.
 - If the vehicle is stored on a trailer, lock and secure the trailer so it cannot be easily connected to and driven away.

Remember, organization is an important responsibility when owning any vehicle, even a recreation vehicle like an ATV. Some important thing to keep in mind are:

- Keep the documentation stored separately from the vehicle in a secure area.
- Have the vehicle's serial number and Vehicle Identification number (VIN) recorded and stored separately from the vehicle.
- Keep track of the vehicles bill of sale and any other documents that can be used as proof of ownership.
- If the vehicle must be registered with the local government, keep the registration up to date and in good standing.